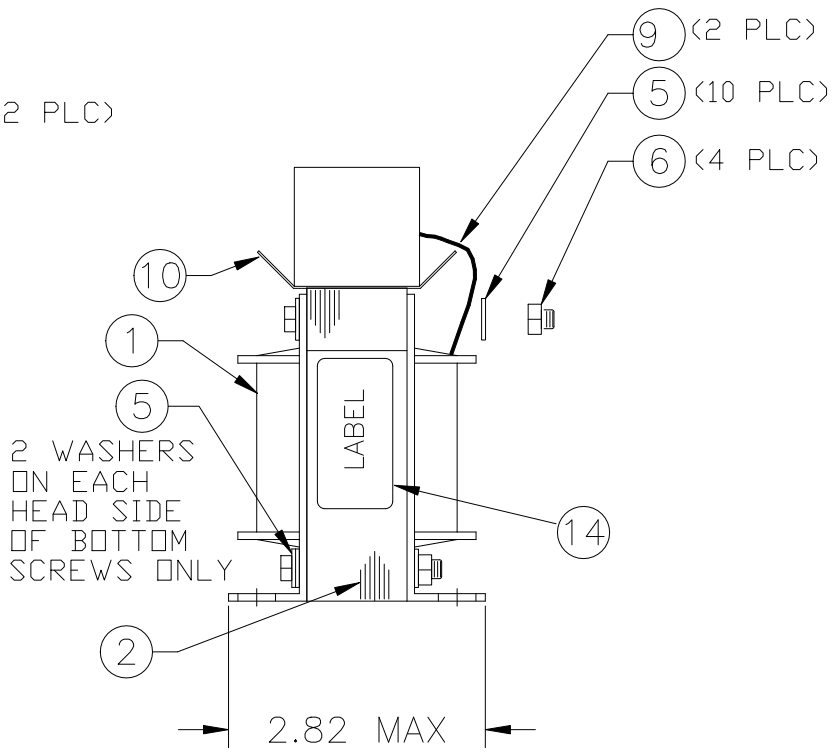
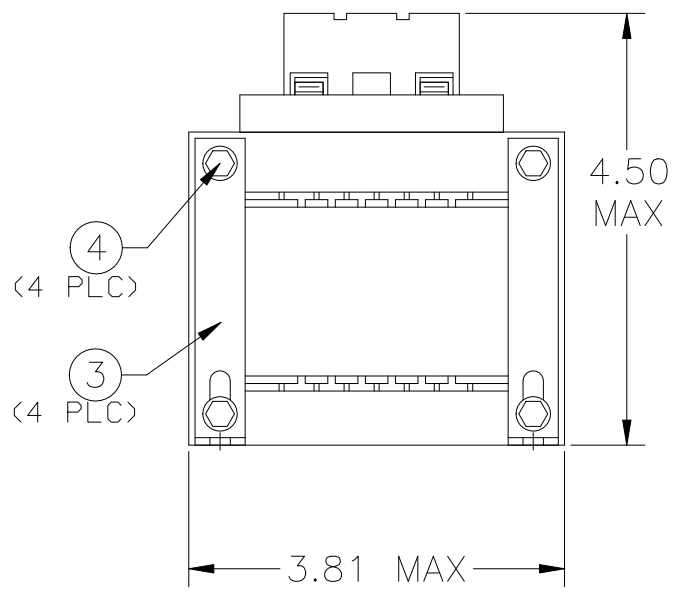
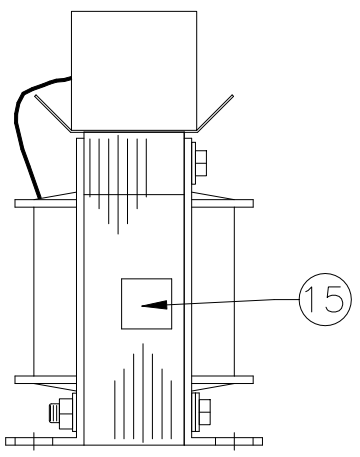
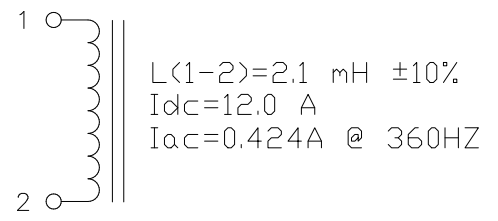
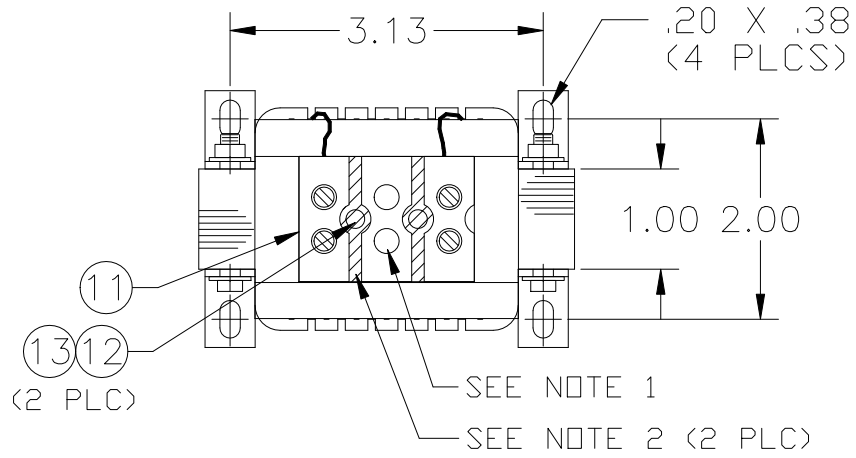


FILE: J:\ENGINEER\PROD\_DOC\DCA\DC(RB)

NOTES:  
 1) REMOVE CENTER TERMINAL HARDWARE.  
 2) APPLY EF-50 TO 2 TERMINAL BLOCK MOUNTING SLOTS TO COVER SCREW HEADS.



UNLESS OTHERWISE SPECIFIED, DIMENSIONS ARE IN INCHES [mm] AND TOLERANCES ARE:

DECI. ± 0.030      FRAC. ± 1/8  
 ANGLES ± 1°      DRILLED HOLES ± 0.010

|              |                         |
|--------------|-------------------------|
| PART NAME:   | DC LINK CHOKE           |
| DESCRIPTION: | ASSEMBLY                |
| FINISH:      | SPSDOC EF1FIN1 & SPF003 |

|   |               |            |
|---|---------------|------------|
| MTE CORPORATION<br>MEMONONEE FALLS, WISCONSIN |               |            |
| DCA001202                                     |               | REV.<br>00 |
| SCALE NTS                                     | DATE 11/30/05 | C'K'D      |
| REF.  | DR. BY AGK    | APP'D      |